

Planning Committee Meeting
@PEACE, Inc., 217 S. Salina St., 2nd Flr.
(zoom option is available)
Wednesday, April 8, 2026

MEMBERS PRESENT: Paula Freedman, Steve Hodgens, Tysha Martin
MEMBERS EXCUSED: None
MEMBERS ABSENT: None
STAFF PRESENT: Carolyn Brown, Todd Goehle, Darlene Prickel, Undrea Beard

CALL TO ORDER

The April 8, 2026 Planning Committee meeting was called to order at 4:47 PM by Tysha Martin. It was noted for the record that a quorum was present.

APPROVAL OF PREVIOUS MINUTES

Steve Hodgens made a motion to approve the March 2026 minutes, seconded by Paula Freedman. The motion carried.

HS/EHS PRESENTATIONS

Winter Child Outcomes Assessment

Darlene Prickel presented the Head Start Winter 2026 Child Outcomes Assessment report. The data shows the number of children whose skills/knowledge are meeting developmentally appropriate milestones has increased from Fall to Winter. In addition, approximately 10 children progressed from meeting developmentally appropriate milestones to exceeding these milestones. The number of children whose skills/knowledge fell below developmentally appropriate milestones decreased from Fall to Winter. It should be considered that 22 children in Early Head Start have been diagnosed with a developmental disability and have an Individualized Family Service Plan (IFSP) plus, 155 children in Head Start have been diagnosed with a developmental disability and have an Individualized Education Plan (IEP). Some of these children with an IEP or IFSP may not yet be meeting developmentally appropriate milestones at this Winter checkpoint. However, it is anticipated their skills/knowledge will continue to grow as the program year continues.

One of our school readiness goals focuses on the social emotional development of our children, specifically that children develop skills necessary to foster secure attachments. One of the objectives to meet this goal that saw the greatest growth from Fall to Winter is “forms relationships with adults.” One reason for this growth may be that children are more at ease in the classroom as time has passed and they have learned to trust their

environment. Also affecting this result may be that we are using Conscious Discipline (social emotional program) throughout our program. This program fosters ways teachers may positively support children in the classroom, which in turn builds the relationships children need to grow social-emotionally.

Next time we will present on pre- and post- data within the learning domains to show over all child outcomes for the program year.

Paula Freedman moved to approve the Winter Child Outcomes Assessment; Steve Hodgens seconded. The motion carried.

Updates about the Department of Community Programs, Key Bank Funds

Deputy Director Todd Goehle provided the Committee with 1) updates about the hiring of new Grants and Planning Manager Jordan Wood, 2) Maribel Arce's transition from grants and towards the development of the Department of Community Programs, and 3) potential grant funding for the emerging department from KeyBank.

CURRENT GRANT SUMMARY REPORT

A grant summary was also presented to the Committee (grant summary report is attached FYI).

OLD BUSINESS

Executive Director Carolyn Brown explained that, as part of Leadership Pathways, different employees will be presenting to the Planning Committee as a learning experience.

NEW BUSINESS

Board Member Tysha Martin explained that CNY Fair Housing welcomes community service providers to participate in a Speaker Series which could be another opportunity for staff to gain experience in public speaking.

ADJOURNMENT

The meeting was adjourned at 5:17 PM.

Checkpoint by Area Report

Organizations: PEACE Inc. Head Start/EHS

Report Created: 02/19/2026

Programs: Default Program

Created By: Holly Hastings

Checkpoint Period: Winter 2025/2026



Summary

Social-Emotional

Winter 2025/2026



Physical

Winter 2025/2026



Language

Winter 2025/2026



Cognitive

Winter 2025/2026



Literacy

Winter 2025/2026



Mathematics

Winter 2025/2026



Notes:

Include Archived Children: No

Objectives & Dimensions: Social-Emotional, Physical, Language, Cognitive, Literacy, Mathematics

Funding Sources: All Funding Sources

Child Demographics: All Demographics

Age or Class/Grade: Birth to 1 year, 1 to 2 years, 2 to 3 years, Preschool 3, Pre-K 4

Children to Compare: Children in All Checkpoint Periods


Score Type: Widely Held Expectations

Combine Meeting and Exceeding Expectations: No

Keep Age Group Color Constant Across Academic Year: Yes

Data to be Included: Finalized Checkpoint Ratings

**Teaching Strategies Gold
Fall to Winter 2025/2026 Summary
Aggregates**

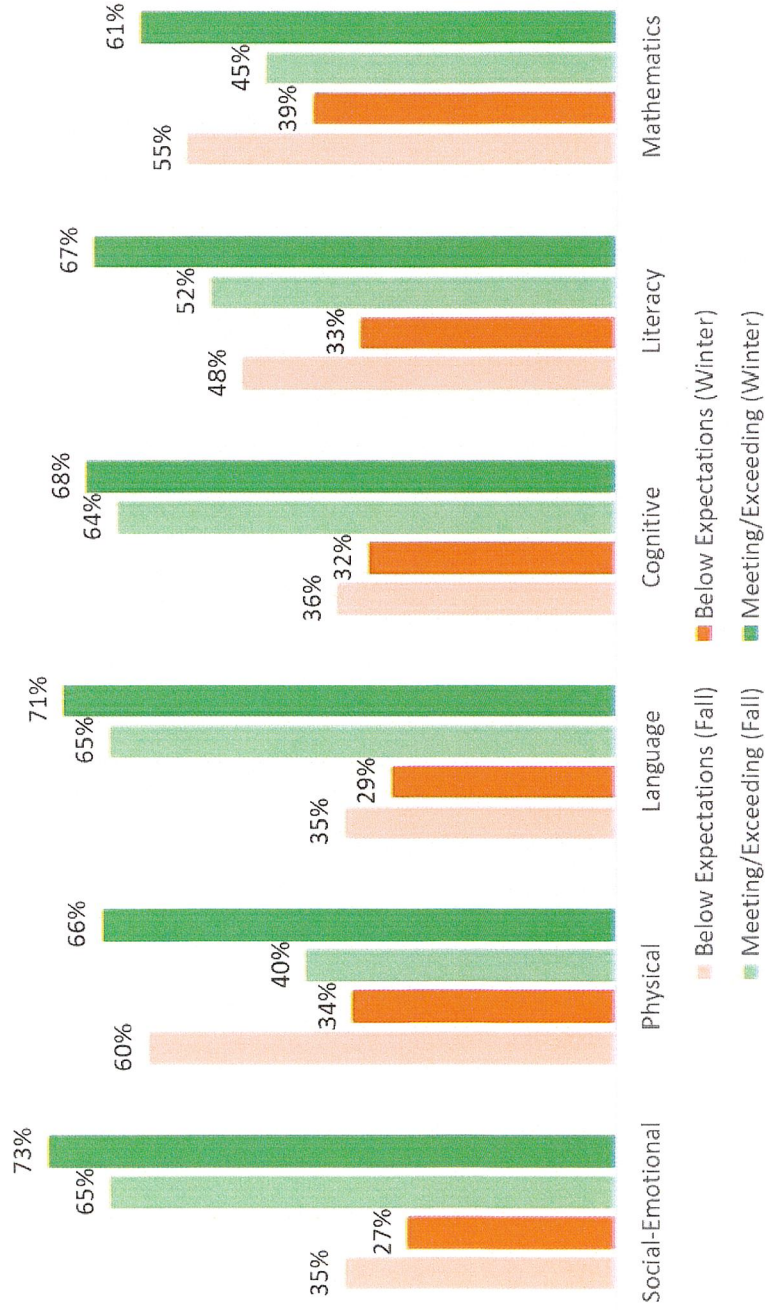


Recap from prior presentation:

- Fall data is baseline data
- School Readiness Goals reflect the five Areas of Development in the Head Start Early Learning Outcomes Framework:
 - Approaches to Learning
 - Social Emotional (focus on Attachment)
 - Physical
 - Language and Literacy
 - Cognition and Mathematics

*Trainings implemented for SRGs; Oct and Jan

TSG Data Below or Meeting/Exceeding Fall-Winter 2025-26



Expectations: Agency Summary, Birth - 5, across domains

“Below Meeting” has dropped

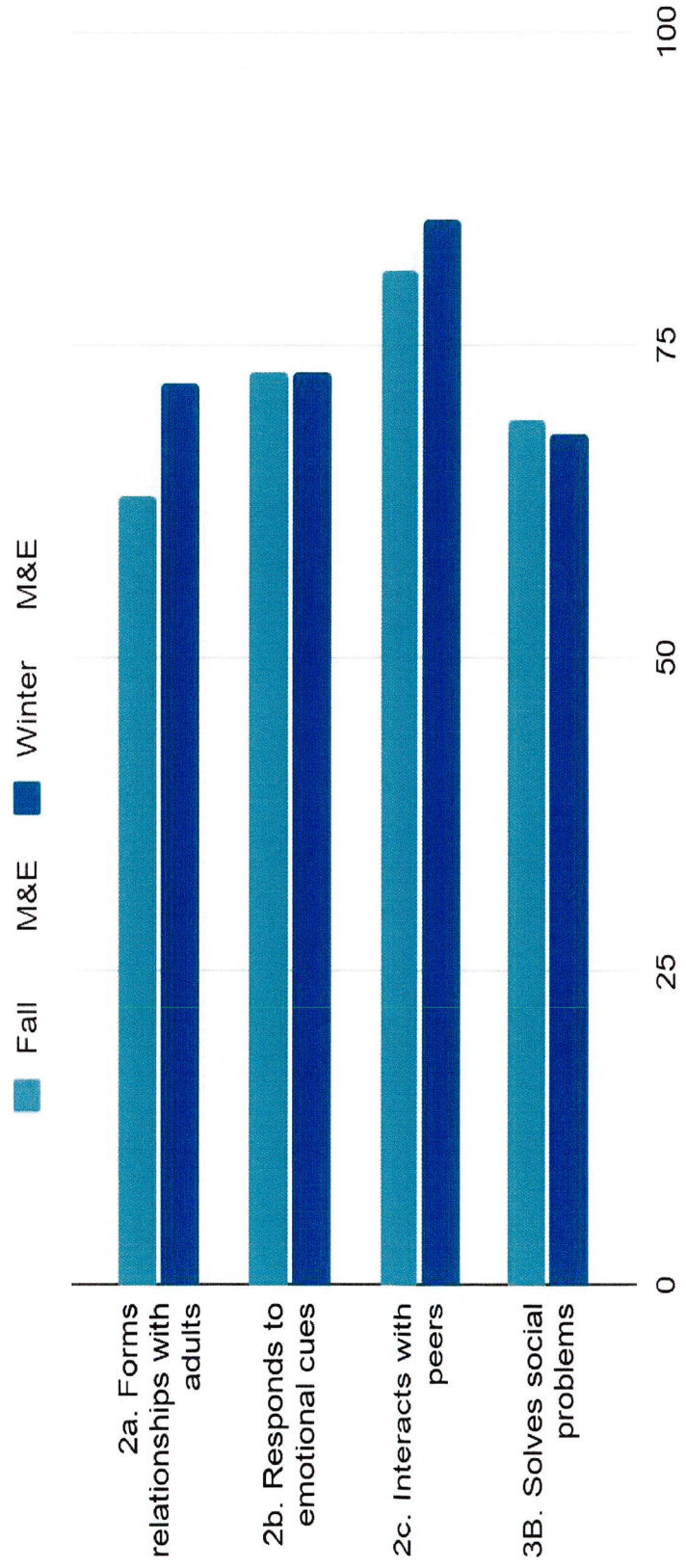
Those numbers jumped to “Meeting”

With a few (10 or less) in “Exceeding” in each domain

The data shows growth outcomes, keeping in mind, children are still learning.

Soc Emotional TSG Objectives for Attachment

Points scored



What is next?

The next data review will gather data from Fall to Spring to show the growth during the Program Year.

The growth data is also used to determine:

- if SRGs will continue to next program year, or to update to another need within the domain.
- what training or technical assistance maybe needed for teaching staff.



Snapshot by Dimension Report

Organizations: PEACE Inc. Head Start/EHS

Report Created: 02/19/2026

Programs: Default Program

Created By: Holly Hastings

Checkpoint Period: Winter 2025/2026

* The colored bars in the table represents the widely held expectations range for the listed age or class/grade for the specific dimension.

Social-Emotional	Age or Class/Grade	Not Yet	1	2	3	4	5	6	7	8	9	10	11	12	13
1a. Manages feelings	Birth to 1 year		3 27%	7 64%	1 9%										
	1 to 2 years			13 50%	6 23%	6 23%									
	2 to 3 years			7 11%	12 19%	33 53%	7 11%	2 3%							
	Preschool 3	2 1%	3 2%	18 10%	10 5%	66 36%	47 26%	30 16%	2 1%	5 3%					
	Pre-K4		2 1%	12 4%	17 6%	55 20%	61 22%	98 36%	15 5%	12 4%					

Social-Emotional		Age or Class/Grade	Not Yet	1	2	3	4	5	6	7	8	9	10	11	12	13
1b. Follows limits and expectations	Birth to 1 year			5 45%	6 55%											
	1 to 2 years			1 4%	9 35%	8 31%	3 12%	4 15%								
	2 to 3 years			2 3%	5 8%	8 13%	38 61%	6 10%	1 2%							
	Preschool/3		1 1%	5 3%	2 1%	28 15%	50 27%	26 14%	62 34%	7 4%	2 1%					
1c. Takes care of own needs appropriately	Pre-K4			1 1%	8 3%	14 5%	44 16%	45 16%	133 48%	17 6%	6 2%	3 1%				
	Birth to 1 year			1 9%	9 82%		1 9%									
	1 to 2 years				3 12%	6 23%	12 46%	4 15%								
	2 to 3 years				5 8%	2 3%	20 32%	27 44%	7 11%							
2a. Forms relationships with adults	Preschool/3			2 1%	5 3%	6 3%	22 12%	44 24%	60 33%	18 10%	26 14%					
	Pre-K4		1 1%	5 1%	1 1%	1 1%	15 5%	45 16%	98 36%	47 17%	60 22%	1 1%	3 1%			
	Birth to 1 year				4 36%	1 9%	6 55%									
	1 to 2 years				4 15%	5 19%	12 46%	3 12%	1 4%							
2a. Forms relationships with adults	2 to 3 years				4 6%	2 3%	9 15%	23 37%	24 39%							
	Preschool/3			4 2%	6 3%	3 2%	15 8%	17 9%	60 33%	38 21%	40 22%					
	Pre-K4		1 1%	1 1%	3 1%		10 4%	19 7%	65 24%	97 35%	74 27%					

Social-Emotional		1	2	3	4	5	6	7	8	9	10	11	12	13	
2b. Responds to emotional cues	Age or Class/Grade	Not Yet	1	2	3	4	5	6	7	8	9	10	11	12	13
	Birth to 1 year	1 9%	8 73%	2 18%											
	1 to 2 years		7 27%	12 46%	1 4%	3 12%									
	2 to 3 years	1 2%	5 8%	9 15%	29 47%	14 23%									
2c. Interacts with peers	Preschool 3	5 3%	5 3%	20 11%	20 11%	89 49%	18 10%	18 10%	6 3%						
	Pre-K4	1 1%	13 5%	22 8%	76 28%	50 18%	83 30%	11 4%	13 5%	2 1%					
	Birth to 1 year		4 36%	6 55%											
	1 to 2 years		3 12%	17 65%	2 8%										
2d. Makes friends	2 to 3 years		32 52%	23 37%	3 5%		1 2%								
	Preschool 3	1 1%	1 1%	28 15%	50 27%	54 30%	20 11%	19 10%	8 4%						
	Pre-K4		1 1%	8 3%	43 16%	103 37%	43 16%	48 17%	7 3%	13 5%	1 1%	4 1%			
	Birth to 1 year	11 100%													
2d. Makes friends	1 to 2 years	9 35%	3 12%	5 19%	3 12%	1 4%									
	2 to 3 years	5 8%	8 13%	20 32%	14 23%	8 13%									
	Preschool 3	5 3%	15 8%	13 7%	17 9%	71 39%	37 20%	13 7%	1 1%	8 4%					
	Pre-K4	2 1%	11 4%	5 2%	30 11%	77 28%	59 21%	64 23%	11 4%	13 5%					

Social-Emotional		Not Yet	1	2	3	4	5	6	7	8	9	10	11	12	13
3a. Balances needs and rights of self and others	Birth to 1 year	8 73%	2 18%												
	1 to 2 years	4 15%	7 27%	5 19%		7 27%									
	2 to 3 years	2 3%	1 2%	28 45%	16 26%	11 18%									
	Preschool 3	12 7%	8 4%	16 9%	38 21%	65 36%	9 5%	26 14%	4 2%	4 2%					
	Pre-K4	2 1%	4 1%	12 4%	21 8%	120 44%	34 12%	63 23%	8 3%	5 2%	3 1%				
3b. Solves social problems	Birth to 1 year	9 82%	2 18%												
	1 to 2 years	2 8%	2 8%	15 58%	2 8%										
	2 to 3 years			13 21%	28 45%	15 24%	1 2%								
	Preschool 3	2 1%	3 2%	28 15%	18 10%	85 46%	25 14%	12 7%	3 2%	4 2%	1 1%				
	Pre-K4	1 1%	15 5%	10 4%	10 4%	82 30%	81 29%	68 25%	6 2%	9 3%					

Physical

Age or Class/Grade Not Yet 1 2 3 4 5 6 7 8 9 10 11 12 13

Birth to 1 year **2** 18%

8 73%

1 9%

1 to 2 years

1 4%

12 46%

10 38%

2 8%

2 to 3 years

7 11%

37 60%

18 29%

Preschool 3

7 4%

65 36%

111 61%

Pre-K4

1 1%

4 2%

54 21%

185 71%

13 5%

Birth to 1 year

10 91%

1 9%

1 to 2 years

3 12%

1 4%

7 27%

6 23%

2 8%

6 23%

2 to 3 years

2 3%

10 16%

32 52%

8 13%

9 15%

1 2%

Preschool 3

1 1%

21 11%

42 23%

60 33%

32 17%

26 14%

Pre-K4

1 1%

4 2%

17 7%

69 27%

60 23%

105 41%

Birth to 1 year

11 100%

1 to 2 years

24 92%

2 to 3 years

20 32%

14 23%

1 2%

Preschool 3

5 3%

18 10%

56 31%

46 25%

40 22%

8 4%

2 1%

Pre-K4

2 1%

31 12%

70 27%

26 10%

59 23%

11 4%

16 6%

2 1%

4c. Gallops and skips

Physical

Age or Class/Grade Not Yet 1 2 3 4 5 6 7 8 9 10 11 12 13

Birth to 1 year 2 18% 2 6 55% 9% 1 9%

1 to 2 years 1 4 11 9 4% 15% 42% 35% 1 4% 11 9 4% 15% 42% 35%

2 to 3 years 32 26 3 52% 42% 5% 32 26 3 52% 42% 5%

Preschool 3 1 1 1 5 1 23 92 57 2 1% 1% 3% 1% 13% 50% 31% 1% 2% 1% 31% 63%

Pre- K4 27 59 162 7 10% 23% 63% 3%

Birth to 1 year 10 1 91% 9%

1 to 2 years 10 4 2 1 1 1 2 38% 15% 8% 4% 4% 8% 10 4 2 1 1 2 38% 15% 8% 4% 4% 8%

2 to 3 years 2 9 13 22 10 1 2 3% 15% 21% 35% 16% 2% 2 9 13 22 10 1 2 3% 15% 21% 35% 16% 2%

Preschool 3 1 1 7 28 31 39 64 3 6 1% 1% 4% 15% 17% 21% 35% 2% 3% 1 1 7 28 31 39 64 3 6 1% 1% 4% 15% 17% 21% 35% 2% 3%

Pre- K4 1 12 17 58 31 92 13 30 1% 5% 7% 22% 12% 36% 5% 12%

Birth to 1 year 9 2 82% 18%

1 to 2 years 8 4 11 42% 31% 8 4 11 42% 31%

2 to 3 years 7 31 18 3 7 31 18 3 11% 50% 29% 5%

Preschool 3 2 6 30 60 43 12 2 2 1% 3% 33% 23% 7% 1% 2 1% 3% 33% 23% 7% 1%

Pre- K4 1 4 23 65 61 84 9 7 2 1% 2% 9% 25% 24% 32% 3% 3% 1 4 23 65 61 84 9 7 2 1% 2% 9% 25% 24% 32% 3% 3%

5a. Sits and stands

5b. Walks on beam

5c. Jumps and hops

Physical

Age or Class/Grade Not Yet 1 2 3 4 5 6 7 8 9 10 11 12 13

Birth to 1 year 1 8 2 18%

1 to 2 years 1 12 11 42%

2 to 3 years 2 13 37 2 5 8%

Preschool 3 1 6 43 24 100 8 4%

Pre-K4 2 14 43 157 20 17 1 7%

Birth to 1 year 9 2 18%

1 to 2 years 6 4 11 1 2 8%

2 to 3 years 2 1 30 15 9 1 1 2%

Preschool 3 1 3 32 42 43 56 2 2 1%

Pre-K4 2 1 8 61 39 103 22 15 2 6%

Birth to 1 year 10 1 9%

1 to 2 years 3 7 7 3 3 12%

2 to 3 years 1 3 21 25 5 2 3%

Preschool 3 1 3 27 50 57 33 5 5 3%

Pre-K4 4 12 57 72 81 12 11 2 4%

2 2% 5% 22% 28% 31% 5% 4% 1%

Physical	Age or Class/Grade	Not Yet															
			1	2	3	4	5	6	7	8	9	10	11	12	13		
7a. Uses fingers and hands	Birth to 1 year		1 9%	7 64%	3 27%												
	1 to 2 years			4 15%	6 23%	9 35%	4 15%	2 8%									
	2 to 3 years			4 6%	1 2%	22 35%	28 45%	7 11%									
	Preschool 3		1 1%		6 3%	21 11%	46 25%	69 38%	23 13%	16 9%							
7b. Uses writing and drawing tools	Pre-K4			2 1%			12 5%	34 13%	103 40%	51 20%	45 17%	4 2%	2 1%				1 1%
	Birth to 1 year	3 27%	2 18%	6 55%													
	1 to 2 years			15 58%	8 31%	1 4%											
	2 to 3 years			21 34%	22 35%	14 23%	2 3%	2 3%									
7b. Uses writing and drawing tools	Preschool 3		1 1%	7 4%	10 5%	48 26%	43 23%	52 28%	4 2%	17 9%							
	Pre-K4			1 1%	4 2%	52 20%	45 17%	105 41%	16 6%	25 10%	4 2%	3 1%					1 1%

Language	Age or Class/Grade	Not Yet	1	2	3	4	5	6	7	8	9	10	11	12	13	14	15
8a. Comprehends language	Birth to 1 year		1 9%	8 73%	2 18%												
	1 to 2 years			10 38%	11 42%	4 15%											
	2 to 3 years				6 10%	24 39%	15 24%	9 15%									
	Preschool 3	1 1%	1 1%	4 2%	5 3%	26 14%	40 22%	85 46%	16 9%	5 3%							
	Pre-K4	1 1%	1 1%	1 1%	13 5%	38 15%	152 59%	20 8%	19 7%	3 1%	4 2%						
	Birth to 1 year		7 64%	1 9%	1 9%	2 18%											
8b. Follows directions	1 to 2 years		2 8%	9 35%	6 23%	8 31%											
	2 to 3 years	2 3%	1 2%	4 6%	7 11%	33 53%	7 11%	7 11%									
	Preschool 3	5 3%		6 3%	11 6%	54 30%	45 25%	46 25%	14 8%	2 1%							
	Pre-K4		1 1%	8 3%	4 2%	30 12%	44 17%	126 49%	36 14%	6 2%		1 1%					
	Birth to 1 year		6 55%	5 45%													
	1 to 2 years			8 31%	7 27%	10 38%											
9a. Uses an expanding expressive vocabulary	2 to 3 years		1 2%	4 6%	6 10%	39 63%	11 18%										
	Preschool 3		3 2%	5 3%	10 5%	34 19%	57 31%	63 34%	5 3%	6 3%							
	Pre-K4	1 1%	1 1%	2 1%	1 1%	38 15%	70 27%	116 45%	17 7%	6 2%	3 1%						

Language	Age or Class/Grade	Not Yet	1	2	3	4	5	6	7	8	9	10	11	12	13	14	15	
9b. Speaks clearly	Birth to 1 year		3 27%	7 64%	1 9%													
	1 to 2 years			8 31%	8 31%	1 4%												
	2 to 3 years			4 6%	4 6%	30 48%	16 26%	8 13%										
	Preschool 3	7 4%		2 1%	4 2%	12 7%	51 28%	91 50%	4 2%	12 7%								
	Pre-K4		1 1%		2 1%	14 5%	40 15%	145 56%	27 10%	18 7%	3 1%							
	Birth to 1 year		10 91%	1 9%														
	1 to 2 years		5 19%	7 27%	9 35%	1 4%	3 12%											
	2 to 3 years		3 5%	6 10%	16 26%	9 15%	20 32%	2 3%	2 3%									
	Preschool 3	3 2%	5 3%	19 10%	30 16%	45 25%	44 24%	24 13%	7 4%	6 3%								
	Pre-K4		2 1%	7 3%	10 4%	45 17%	48 19%	86 33%	37 14%	14 5%	1 1%	4 2%	1 1%					
9c. Uses conventional grammar	Birth to 1 year		11 100%															
	1 to 2 years		10 38%	6 23%	6 23%													
	2 to 3 years		13 21%	6 10%	22 35%	11 18%	6 10%											
	Preschool 3	9 5%	14 8%	14 8%	35 19%	51 28%	20 11%	2 1%	6 3%									
	Pre-K4	4 2%	7 3%	15 6%	23 9%	70 27%	47 18%	59 23%	10 4%	16 6%	1 1%	2 1%						
	9d. Tells about another time or place	Birth to 1 year																
		1 to 2 years																
		2 to 3 years																
		Preschool 3																
		Pre-K4																

Language		Not Yet	1	2	3	4	5	6	7	8	9	10	11	12	13	14	15
10a. Engages in conversations	Birth to 1 year	1 9%	9 82%	1 9%													
	1 to 2 years		3 12%	15 58%	5 19%	2 8%											
	2 to 3 years	2 3%	3 5%	9 15%	4 6%	28 45%	8 13%	5 8%									
	Preschool/3	8 4%	7 4%	5 3%	7 4%	30 16%	39 21%	54 30%	20 11%	13 7%							
	Pre-K4	2 1%	6 2%	6 2%	2 1%	26 10%	36 14%	102 39%	37 14%	28 11%	2 1%	7 3%	1 1%	2 1%			
	Birth to 1 year	1 9%	9 82%	1 9%													
10b. Uses social rules of language	1 to 2 years		4 15%	14 54%	6 23%	1 4%											
	2 to 3 years		6 10%	14 23%	11 18%	24 39%	3 5%	2 3%									
	Preschool/3	2 1%		15 8%	27 15%	58 32%	37 20%	35 19%		9 5%							
	Pre-K4	2 1%	1 1%	10 4%	15 6%	47 18%	32 12%	117 45%	12 5%	13 5%		4 2%	1 1%	3 1%			

Cognitive	Age or Class/Grade	Not Yet																
			1	2	3	4	5	6	7	8	9	10	11	12	13	14	15	
11a. Attends and engages	Birth to 1 year	1 9%	1 9%	9 82%														
	1 to 2 years			10 38%	5 19%													
	2 to 3 years			6 10%	29 47%	2 3%												
	Preschool/3			2 1%	4 2%	25 14%	73 40%	40 22%	1 1%									
	Pre-K4			2 1%	7 3%	71 27%	55 21%	94 36%	13 5%	9 3%	2 1%	3 1%						
11b. Persists	Birth to 1 year		8 73%	3 27%														
	1 to 2 years		1 4%	13 50%	6 23%	5 19%												
	2 to 3 years		2 3%	6 10%	13 21%	39 63%	2 3%											
	Preschool/3		4 2%	13 7%	32 17%	83 45%	33 18%	11 6%	4 2%									
	Pre-K4		2 1%	12 5%	25 10%	94 36%	68 26%	42 16%	5 2%	3 1%	4 2%							
11c. Solves problems	Birth to 1 year		3 27%	6 55%	2 18%													
	1 to 2 years		4 15%	14 54%	3 12%	4 15%												
	2 to 3 years		1 2%	5 8%	23 37%	19 31%	3 5%											
	Preschool/3		3 2%	8 4%	18 10%	82 45%	43 23%	24 13%	2 1%									
	Pre-K4		2 1%	8 3%	21 8%	73 28%	67 26%	61 24%	15 6%	4 2%	2 1%							

Cognitive		Age or Class/Grade	Not Yet	1	2	3	4	5	6	7	8	9	10	11	12	13	14	15	
11d. Shows curiosity and motivation	Birth to 1 year			3 27%	8 73%														
	1 to 2 years				16 62%	6 23%	3 12%												
	2 to 3 years			2 3%	13 21%	19 31%	25 40%	3 5%											
	Preschool 3				4 2%	4 2%	96 52%	38 21%	32 17%	6 3%									
	Pre-K4			1 1%	3 1%	6 2%	57 22%	57 22%	116 45%	11 4%	2 1%	2 1%		2 1%	1 1%				
	Birth to 1 year		11 100%																
11e. Shows flexibility and inventiveness in thinking	1 to 2 years		7 27%	6 23%	11 42%														
	2 to 3 years		2 3%	6 10%	30 48%	7 11%	1 2%												
	Preschool 3		1 1%	1 1%	16 9%	27 15%	97 53%	16 9%	16 9%		5 3%								
	Pre-K4		3 1%	2 1%	14 5%	29 11%	93 36%	34 13%	63 24%	11 4%	1 1%	1 1%	2 1%	2 1%	1 1%				
	Birth to 1 year		2 18%	8 73%	1 9%														
	1 to 2 years			7 27%	12 46%	3 12%	2 8%												
12a. Recognizes and recalls	2 to 3 years				23 37%	20 32%	16 26%	1 2%											
	Preschool 3		1 1%	2 1%	9 5%	22 12%	81 44%	33 18%	29 16%		1 1%								
	Pre-K4			1 1%	11 4%	12 5%	71 27%	79 31%	62 24%	11 4%	2 1%				3 1%				
	Birth to 1 year																		

Cognitive		Age or Class/Grade	Not Yet	1	2	3	4	5	6	7	8	9	10	11	12	13	14	15
12b. Makes connections	Birth to 1 year	3 27%	8 73%															
	1 to 2 years		5 19%	12 46%	2 8%	5 19%												
	2 to 3 years		1 2%	23 37%	20 32%	17 27%												
	Preschool 3	2 1%	5 3%	7 4%	23 13%	88 48%	24 13%	30 16%				3 2%						
	Pre-K4		1 1%	9 3%	12 5%	90 35%	50 19%	75 29%			12 5%	1 1%		4 2%	1 1%			
			11 100%															
13. Uses classification skills	Birth to 1 year	7 27%	6 23%	10 38%														
	1 to 2 years		4 6%	36 58%	13 21%	3 5%												
	2 to 3 years		2 1%	6 3%	33 18%	80 44%	13 7%	8 4%										
	Preschool 3	3 1%	1 1%	16 6%	31 12%	140 54%	30 12%	26 10%				3 1%		2 1%				
	Pre-K4		9 82%	1 9%														
			8 31%	6 23%	9 35%													
14a. Thinks symbolically	Birth to 1 year	4 6%	2 3%	34 55%	16 26%	3 5%												
	1 to 2 years		2 1%	5 3%	23 13%	43 23%	71 39%	17 9%	15 8%	2 1%								
	2 to 3 years		1 1%	3 1%	11 4%	38 15%	108 42%	48 19%	31 12%	7 3%	2 1%		3 1%					
	Preschool 3																	
	Pre-K4																	

Cognitive		Not Yet	1	2	3	4	5	6	7	8	9	10	11	12	13	14	15
14b. Engages in sociodramatic play	Birth to 1 year	11 100%															
	1 to 2 years	1 4%	6 23%	13 50%	4 15%												
	2 to 3 years	1 2%	3 5%	36 58%	15 24%	6 10%											
	Preschool/3	2 1%	2 1%	21 11%	51 28%	63 34%	9 5%	33 18%									
	Pre-K4		1 1%	8 3%	25 10%	95 37%	31 12%	81 31%	8 3%	3 1%	2 1%	1 1%					

Literacy		Not Yet	1	2	3	4	5	6	7	8	9	10	11	12	13	14	15	16	17	18	19
15a. Notices and discriminates rhyme	Birth to 1 year	4 36%	7 64%																		
	1 to 2 years	1 4%	11 42%	3 12%	8 31%																
	2 to 3 years	1 2%	4 6%	36 58%	13 21%	4 6%															
	Preschool/3	1 1%	12 7%	67 37%	52 28%	28 15%	10 5%	10 5%													
	Pre-K4	5 2%	10 4%	48 19%	70 27%	46 18%	30 12%	39 15%	2 1%	2 1%											

Literacy	Age or Class/Grade	Not Yet																			
			1	2	3	4	5	6	7	8	9	10	11	12	13	14	15	16	17	18	19
15b. Notices and discriminates alliteration	Birth to 1 year	11 100%																			
	1 to 2 years	13 50%	6 23%	5 19%																	
	2 to 3 years	16 26%	9 15%	33 53%																	
	Preschool 3	26 14%	11 6%	90 49%	33 18%	17 9%	2 1%														
	Pre-K4	5 2%	11 4%	74 29%	69 27%	74 29%	7 3%	11 4%	1 1%												
15c. Notices and discriminates discrete units of sound	Birth to 1 year	11 100%																			
	1 to 2 years	24 92%																			
	2 to 3 years	53 85%																			
	Preschool 3	83 45%	30 16%	34 19%	6 3%	26 14%	2 1%	1 1%													
	Pre-K4	43 17%	31 12%	72 28%	36 14%	61 24%	1 1%	4 2%	2 1%	4 2%											
15d. Applies phonics concepts and knowledge of word structure to decode text	Birth to 1 year	11 100%																			
	1 to 2 years	24 92%																			
	2 to 3 years	53 85%																			
	Preschool 3	154 84%	13 7%	11 6%	4 2%	1 1%															
	Pre-K4	161 62%	59 23%	18 7%	2 1%	7 3%	4 2%	4 2%	2 1%	2 1%											

Literacy	Age or Class/Grade	Not Yet	1	2	3	4	5	6	7	8	9	10	11	12	13	14	15	16	17	18	19
			Birth to 1 year	11 100%																	
16a. Identifies and names letters	1 to 2 years	23 88%	1 4%																		
	2 to 3 years	22 35%	27 44%	6 10%	1 2%																
16b. Identifies letter-sound correspondences	Preschool 3	36 20%	41 22%	49 27%	23 13%	9 5%	8 4%	10 5%	1 1%	2 1%											
	Pre-K4	5 2%	27 10%	96 37%	48 19%	32 12%	13 5%	17 7%	8 3%	7 3%											
17a. Uses and appreciates books and other texts	Birth to 1 year	11 100%																			
	1 to 2 years	23 88%	1 4%																		
17b. Uses and appreciates books and other texts	2 to 3 years	50 81%	2 3%			1 2%															
	Preschool 3	141 77%	14 8%	9 5%	11 6%	4 2%	1 1%	3 2%													
17c. Uses and appreciates books and other texts	Pre-K4	64 25%	81 31%	58 22%	20 8%	19 7%	3 1%	7 3%													
	Birth to 1 year	1 9%	4 36%	6 55%																	
17d. Uses and appreciates books and other texts	1 to 2 years			16 62%	9 35%																
	2 to 3 years			28 45%	18 29%	12 19%															
17e. Uses and appreciates books and other texts	Preschool 3	1 1%	4 2%	13 7%	25 14%	91 50%	26 14%	18 10%													
	Pre-K4	2 1%	3 1%	4 2%	18 7%	114 44%	51 20%	56 22%	3 1%	2 1%											1 1%

Literacy	Age or Class/Grade	Not Yet																			
			1	2	3	4	5	6	7	8	9	10	11	12	13	14	15	16	17	18	19
17b. Uses print concepts	Birth to 1 year	11 100%																			
	1 to 2 years	15 58%	9 35%																		
	2 to 3 years	8 13%	33 53%	18 29%																	
	Preschool/3	1 1%	39 21%	73 40%	41 22%	22 12%	1 1%														
	Pre-K4	21 8%	15 6%	65 25%	76 29%	61 24%	6 2%	7 3%	1 1%	2 1%											
	Birth to 1 year	11 100%																			
18a. Interacts during reading experiences, book conversations, and text reflections	1 to 2 years	11 42%	9 35%	3 12%																	
	2 to 3 years	16 26%	28 45%	14 23%																	
	Preschool/3	3 2%	25 14%	74 40%	24 13%	41 22%	3 2%														
	Pre-K4	10 4%	14 5%	39 15%	64 25%	80 31%	19 7%	14 5%	3 1%	8 3%											
	Birth to 1 year	5 45%	6 55%																		
	1 to 2 years	10 38%	9 35%	2 8%	3 12%																
18b. Uses emergent reading skills	2 to 3 years	12 19%	21 34%	25 40%																	
	Preschool/3	1 1%	26 14%	80 44%	31 17%	34 19%	3 2%														
	Pre-K4	5 2%	19 7%	82 32%	68 26%	61 24%	5 2%	8 3%	1 1%	1 1%											

Literacy	Age or Class/Grade	Not Yet	1	2	3	4	5	6	7	8	9	10	11	12	13	14	15	16	17	18	19
18c. Retells stories and recounts details from informational texts	Birth to 1 year	11 100%																			
	1 to 2 years	23 88%																			
	2 to 3 years	23 37%	33 53%																		
	Preschool 3	13 7%	29 16%	74 40%	29 16%	24 13%	3 2%	1 1%													
	Pre- K4	6 2%	27 10%	108 42%	48 19%	40 16%	6 2%	7 3%	1 1%	5 2%											
18d. Uses context clues to read and comprehend texts	Birth to 1 year	11 100%																			
	1 to 2 years	24 92%																			
	2 to 3 years	53 85%																			
	Preschool 3	157 86%	16 9%	6 3%	3 2%	1 1%															
	Pre- K4	189 73%	32 12%	27 10%	7 3%	1 1%															
18e. Reads fluently	Birth to 1 year	11 100%																			
	1 to 2 years	24 92%																			
	2 to 3 years	53 85%																			
	Preschool 3	170 93%	12 7%	1 1%																	
	Pre- K4	185 72%	64 25%	6 2%				1 1%													

Literacy	Age or Class/Grade	Not Yet	1	2	3	4	5	6	7	8	9	10	11	12	13	14	15	16	17	18	19
19a. Writes name	Birth to 1 year	10 91%	1 9%																		
	1 to 2 years	9 35%	8 31%	7 27%																	
	2 to 3 years	6 10%	7 11%	20 32%	16 26%	7 11%	3 5%														
	Preschool 3	1 1%	20 11%	14 8%	75 41%	8 4%	18 10%	9 5%	8 4%	6 3%	10 5%	1 1%									
	Pre-K4	3 1%	1 3%	7 2%	20 8%	6 2%	37 14%	44 17%	22 9%	26 10%	7 3%	40 16%	13 5%	23 9%	2 1%						
	Birth to 1 year	10 91%	1 9%																		
19b. Writes to convey ideas and information	1 to 2 years	2 8%	13 50%	5 19%	3 12%																
	2 to 3 years	10 16%	12 19%	24 39%	7 11%	4 6%	1 2%														
	Preschool 3	11 6%	4 2%	21 11%	10 5%	66 36%	29 16%	18 10%	6 3%	7 4%	3 2%	5 3%									
	Pre-K4	7 3%	8 3%	11 4%	4 2%	35 14%	48 19%	59 23%	22 9%	44 17%	5 2%	6 2%	2 1%								
	Birth to 1 year	11 100%																			
	1 to 2 years	24 92%																			
19c. Writes using conventions	2 to 3 years	53 85%																			
	Preschool 3	173 95%	8 4%	1 1%	1 1%																
	Pre-K4	212 82%	23 9%	10 4%	4 2%	2 1%	3 1%	1 1%													

Mathematics		Not Yet	1	2	3	4	5	6	7	8	9	10	11	12	13	14	15
20a. Counts	Birth to 1 year	11 100%															
	1 to 2 years	9 35%	8 31%	1 4%	5 19%	1 4%											
	2 to 3 years	5 8%	7 11%	22 35%	8 13%	12 19%	4 6%	1 2%									
	Preschool 3	7 4%	5 3%	28 15%	38 21%	60 33%	30 16%	12 7%	2 1%								
	Pre-K4	3 1%	3 1%	13 5%	31 12%	65 25%	73 28%	45 17%	14 5%	6 2%	1 1%						
	Birth to 1 year	10 91%	1 9%														
20b. Quantities	1 to 2 years	5 19%	11 42%	8 31%													
	2 to 3 years	3 5%	9 15%	37 60%	9 15%	1 2%											
	Preschool 3	5 3%	11 6%	68 37%	57 31%	19 10%	16 9%	3 2%	1 1%								
	Pre-K4	3 1%	8 3%	27 10%	57 22%	108 42%	24 9%	16 6%	3 1%	7 3%							
	Birth to 1 year	11 100%															
	1 to 2 years	14 54%	10 38%														
20c. Connects numerals with their quantities	2 to 3 years	16 26%	26 42%	15 24%													
	Preschool 3	30 16%	42 23%	37 20%	24 13%	16 9%	10 5%	13 7%	3 2%								
	Pre-K4	18 7%	16 6%	33 13%	48 19%	51 20%	22 8%	45 17%	14 5%	4 2%	1 1%	1 1%					

Mathematics		Age or Class/Grade	Not Yet	1	2	3	4	5	6	7	8	9	10	11	12	13	14	15
20d. Understands and uses place value and base ten	Birth to 1 year	11 100%																
	1 to 2 years	25 96%																
	2 to 3 years	52 84%																
	Preschool 3	173 95%	6 3%															
	Pre-K4	205 79%	35 14%	5 2%	8 3%													
	Birth to 1 year	11 100%																
20e. Applies properties of mathematical operations and relationships	1 to 2 years	25 96%																
	2 to 3 years	52 84%																
	Preschool 3	169 92%	9 5%															
	Pre-K4	201 78%	43 17%	2 1%														
	Birth to 1 year	11 100%																
	1 to 2 years	25 96%																
20f. Applies number combinations and mental number strategies in mathematical operations	2 to 3 years	53 85%																
	Preschool 3	177 97%	1 1%															
	Pre-K4	204 79%	34 13%	3 1%	5 2%													

Mathematics		Not Yet	1	2	3	4	5	6	7	8	9	10	11	12	13	14	15
21a. Understands spatial relationships	Birth to 1 year	11 100%															
	1 to 2 years	4 15%	11 42%	5 19%	3 12%	1 4%											
	2 to 3 years	3 5%	3 5%	28 45%	23 37%	2 3%											
	Preschool/3	4 2%	15 8%	16 9%	23 13%	94 51%	15 8%	14 8%	1 1%								
21b. Understands shapes	Pre-K4	1 1%	5 2%	18 7%	14 5%	90 35%	70 27%	39 15%	19 7%								
	Birth to 1 year	11 100%															
	1 to 2 years	12 46%	4 15%	7 27%	1 4%												
	2 to 3 years	6 10%	4 6%	20 32%	11 18%	17 27%											
22a. Measures objects	Preschool/3	2 1%	5 3%	32 17%	21 11%	81 44%	26 14%	6 3%	1 1%	1 1%							
	Pre-K4	4 2%	4 2%	14 5%	13 5%	101 39%	64 25%	37 14%	5 2%	8 3%							
	Birth to 1 year	11 100%															
	1 to 2 years	10 38%	9 35%	4 15%													
22b. Measures objects	2 to 3 years	7 11%	17 27%	32 52%	2 3%												
	Preschool/3	6 3%	26 14%	94 51%	14 8%	29 16%	6 3%	3 2%									
	Pre-K4	4 2%	9 3%	55 21%	42 16%	90 35%	43 17%	4 2%	3 1%	4 2%							

Mathematics		Not Yet	1	2	3	4	5	6	7	8	9	10	11	12	13	14	15
22b. Measures time and money	Birth to 1 year	11 100%															
	1 to 2 years	25 96%															
	2 to 3 years	38 61%	11 18%	1 2%													
	Preschool/3	57 31%	21 11%	77 42%	8 4%	16 9%											
	Pre-K4	18 7%	16 6%	133 51%	48 19%	25 10%	5 2%	4 2%									
	Birth to 1 year	11 100%															
22c. Represents and analyzes data	1 to 2 years	25 96%															
	2 to 3 years	46 74%	4 6%														
	Preschool/3	126 69%	25 14%	16 9%	2 1%	8 4%	2 1%	1 1%									
	Pre-K4	55 21%	46 18%	95 37%	35 14%	10 4%	1 1%	2 1%	4 2%								
	Birth to 1 year	11 100%															
	1 to 2 years	6 23%	8 31%	7 27%													
23. Demonstrates knowledge of patterns	2 to 3 years	3 5%	21 34%	31 50%	2 3%	1 2%											
	Preschool/3	2 1%	11 6%	42 23%	44 24%	38 21%	22 12%	17 9%	1 1%								
	Pre-K4	4 2%	4 2%	14 5%	27 10%	101 39%	50 19%	49 19%	1 1%	2 1%							

Notes:

Include Archived Children: No

Objectives & Dimensions: Social-Emotional, Physical, Language, Cognitive, Literacy, Mathematics

Funding Sources: All Funding Sources

Child Demographics: All Demographics

Age or Class/Grade: Birth to 1 year, 1 to 2 years, 2 to 3 years, Preschool 3, Pre-K 4

Data to be Included: Finalized Checkpoint Ratings

2026 Grants Spreadsheet

Grants Submitted or In Process of Formal Contracting

Name	Funding Source	Program	Status	Submission Date	Award Date	Request Amount	Grant Amount	Grant Year Start	Grant Year End
Eastwood Older Adult Programming	Onondaga County - Department of Adult & Community	Eastwood Community	Awarded		12/17/2025	\$ 25,000	\$ 25,000	4/1/2026	3/31/2027
Free Tax Prep PY51 - 2026	City of Syracuse NBD - CDBG	FTP	Submitted			\$ 63,352			
Tax Season Operations	State Assemblyman William B. Magnarelli	Facilities	Submitted	3/26/2026		\$ 125,000			
Eastwood Capital Improvement	Snow Foundation	Facilities	Submitted	3/25/2026		\$ 20,000			
WSFRC Capital Improvement	Memorial Trust		Submitted			\$ 1,300,000			
Summer Capital Improvements - CDS	Senator Schumer, Congressman John Robert Wood Johnson	HS/EHS	Submitted	3/10/2026		\$ 50,000			
Community Conversations & Data with Lender Center	Foundation	Community Engagement	Submitted	3/3/2026	5/11/2026	\$ 100,000			
Key Bank Community Programs Department	Key Bank Foundation	Agencywide	Submitted	2/24/2026		\$ 200,000	\$ 200,000	4/1/2025	3/31/2026
ECCPP Micron Technology - Green Chips Act Y2: 25-26	Micron Technology - Green Chips Act	Family Services	Awarded	2/24/2026		\$ 20,000			
FTP Operations	Prosperity Now	FTP	Submitted	1/27/2026		\$ 2,500			
Super Saturday 2026	Key Bank Foundation	FTP	Pre-Approved	1/14/2026		\$ 3,300,000	\$ 3,300,000	2/2/2026	7/31/2026
Senior Nutrition Operations 2026-2028	Onondaga County - Department of Adult & Community	Nutrition	Submitted	1/12/2026	1/1/2026	\$ 5,500	\$ 5,500	1/1/2026	12/31/2028
Youth Summer Enrichment Activities and Family	TJX Foundation	BBBS, FRC	Awarded	1/6/2026	1/21/2026	\$ 150,000		6/1/2026	5/30/2027
Eastwood Capital Repairs DASNY	State Senator Rachel May	Eastwood Community	Submitted	12/23/2025	8/11/2023	\$ 100,000		5/1/2026	4/30/2027
FTP Operations PY52	City of Syracuse NBD - CDBG	FTP	Submitted	12/5/2025		\$ 32,929		5/1/2026	4/30/2027
Let Me Be Great PY52	City of Syracuse NBD - CDBG	FRC	Submitted	12/4/2025		\$ 15,000		7/1/2026	6/30/2027
United Way of CNY	United Way of CNY	BBBS	Submitted	9/25/2025		\$ 100,000		7/1/2026	6/30/2027
United Way of CNY	United Way of CNY	FTP	Submitted	9/25/2025		\$ 10,000	\$ 10,000	1/1/2026	9/30/2026
BBBS 2026 Oswego School Based Program	Oswego County - Youth Bureau	BBBS	Awarded	8/21/2025	9/30/2025	\$ 600,000	\$ 600,000	4/1/2026	3/31/2028
ECCPP Micron Technology - Green Chips Act Y3-Y5: 26-	Micron Technology - Green Chips Act	Family Services	Awarded	1/15/2025					

ECCPP Micron Technology - Green Chips Act Y1: 24-25	Micron Technology - Green Chips Act	Family Services	Awarded	1/15/2025	\$	200,000	\$	200,000	4/1/2024	3/31/2025
FGP Operations TM12631 LA5870	State Assemblyman William B. Magnarelli	FGP	Submitted	7/20/2024	\$	40,000	\$	40,000	10/1/2025	1/1/2025
EISEP at County West	Onondaga County - Department of Adult &	FRC, FGP	Awarded	3/27/2024	\$	164,000	\$	164,000	4/1/2024	3/31/2025

Active Grants with Fully Executed Contracts

Name	Funding Source	Program	Status	Submission Date	Award Date	Request Amount	Grant Amount	Grant Year Start	Grant Year End
Benefits Enrollment Center with IFW	NCOA	FRC	Awarded	2/26/2026	1/21/2026	\$ 50,000	\$ 50,000	2/1/2026	7/31/2028
MLK-1 building GAP funding	Housing Trust Fund Corporation	DEHS	Awarded	11/24/2025	3/13/2026	\$ 250,000			
Free Tax Prep 2025-2026	Dorothy & Marshall Reisman Foundation	FTP	Awarded	11/14/2025	12/11/2025	\$ 10,000	\$ 10,000	12/1/2025	11/30/2026
Free Tax Prep 2025-2026	Berkshire Hathaway Bank Foundation	FTP	Awarded	10/17/2025	12/11/2025	\$ 5,000	\$ 2,500	12/1/2025	11/30/2026
BBBS Events & Passes (youth under 12)	Jim and Juli Boenheim Foundation	BBBS	Awarded	9/25/2025	12/8/2025	\$ 5,000	\$ 5,000	11/1/2025	10/31/2026
DOT Foods Thanksgiving meals	DOT Foods	Family Services	Awarded	8/20/2025	10/1/2025	\$ 2,100	\$ 2,100	10/3/2025	8/29/2026
FTP General Operations	Allyn Foundation	FTP	Awarded	8/1/2025	9/22/2025	\$ 50,000	\$ 50,000	10/1/2025	9/30/2026
BBBS Program Assistant & other	Onondaga County - Youth Bureau	BBBS	Awarded	6/13/2025	10/16/2025	\$ 50,000	\$ 50,000	10/1/2025	9/30/2026
FRC Food Pantries	Food Bank of CNY - HPNAP	Family Services	Awarded	5/19/2025	7/14/2025	\$ 91,639	\$ 30,600	7/1/2025	5/31/2026
BBBS Onondaga County	Lockheed Martin Employees Federated	BBBS	Awarded	5/7/2025	7/7/2025	\$ 3,500	\$ 3,500	7/1/2025	6/30/2026
Free Tax Prep 2025-2026	Key Bank Foundation	Free Tax Prep	Awarded	3/26/2025	6/13/2025	\$ 18,000	\$ 20,000	7/1/2025	6/30/2026
National Grid Homes & Health	National Grid	DEHS, FRC	Awarded	3/1/2025	4/1/2025	\$ 50,000	\$ 50,000	9/1/2025	8/30/2026
Champions of Diversity Event Sponsorship	DOT Foods	Community Engagement	Awarded	1/31/2025	4/23/2025	\$ 2,500	\$ 2,500	4/23/2025	4/22/2026
Snow Foundation Memorial Trust	Snow Foundation Memorial Trust	Facilities	Awarded	4/19/2024	6/21/2025	\$ 20,000	\$ 20,000	6/21/2025	9/1/2026
Reentry Program Y2 2024-2026	Mother Cabrini Health Foundation	Family Services	Awarded	2/1/2024	7/31/2024	\$ 25,000	\$ 25,000	10/1/2025	9/30/2026
OCFS TM12133 - Free Tax Prep	Assemblemember Pamela J. Hunter	Free Tax Prep	Awarded						

WSFRC Capital Improvement	DASNY - NICIP	Maintenance	Awarded	12/15/2023	7/8/2024	\$ 434,000	\$ 410,000	1/13/2025	12/1/2026
Project Connections at ESFRC 2024 - 2028	OPWDD	ESFRC	Awarded	9/8/2023	9/8/2023	\$ 448,871	\$ 448,871	1/1/2024	12/31/2028
Alternative Learning Site at ESFRC 2023-2026	Syracuse City School District	Family Services	Awarded	8/11/2023	10/3/2023	\$ 100,000	\$ 384,341	9/1/2023	6/30/2026
Vehicles through DASNY-CREST	State Senator John W. Mannion	Nutrition, Maintenance	Awarded	7/21/2023	11/26/2024	\$ 250,000	\$ 249,675	4/24/2025	12/5/2026
SSFRC - Save the Rain Program	Onondaga County - Dept of Water	Facilities	On hold	12/17/2021	3/28/2023	\$ 82,676	\$ 50,800	5/1/2023	4/30/2033

Archive

Name	Funding Source	Program	Status	Submission Date	Award Date	Request Amount	Grant Amount	Grant Year Start	Grant Year End
Strengthening Families - FRC	Office of Children and Family Services	FRC, HS/EHS	Declined	12/12/2025		\$ 1,500,000			
Community Conversations	SOFSA	Community Engagement	Closed out	8/1/2025	8/6/2025	\$ 2,000	\$ 2,100	8/6/2025	11/15/2025
Overcoming Weatherization Barriers CDBG PY51	City of Syracuse NBD - CDBG	DEHS	On hold	10/25/2024	6/12/2025	\$ 159,971	\$ 63,352	5/1/2025	4/30/2026